

IT'S WHAT'S UNDERNEATH THAT COUNTS
underfloor heating insulation

marmox®

GUIDE 02

marmox

underfloor heating insulation

marmox®

GUIDE 02

Marmox boards thermal insulation properties make them the ideal solution to compliment underfloor heating systems.

About 50% of heat created by underfloor heaters is absorbed by the concrete slab. When Marmox boards are used, most of the heat created by the heating element is reflected upwards in the tiles.



1 50% reduction in heat up time

2 reducing energy consumption and saving on running cost

3 achieving higher temperatures as no energy absorbed by the concrete slab



4 good impact noise insulation material

5 waterproof membrane with proper joint treatment

THERMAL INSULATION

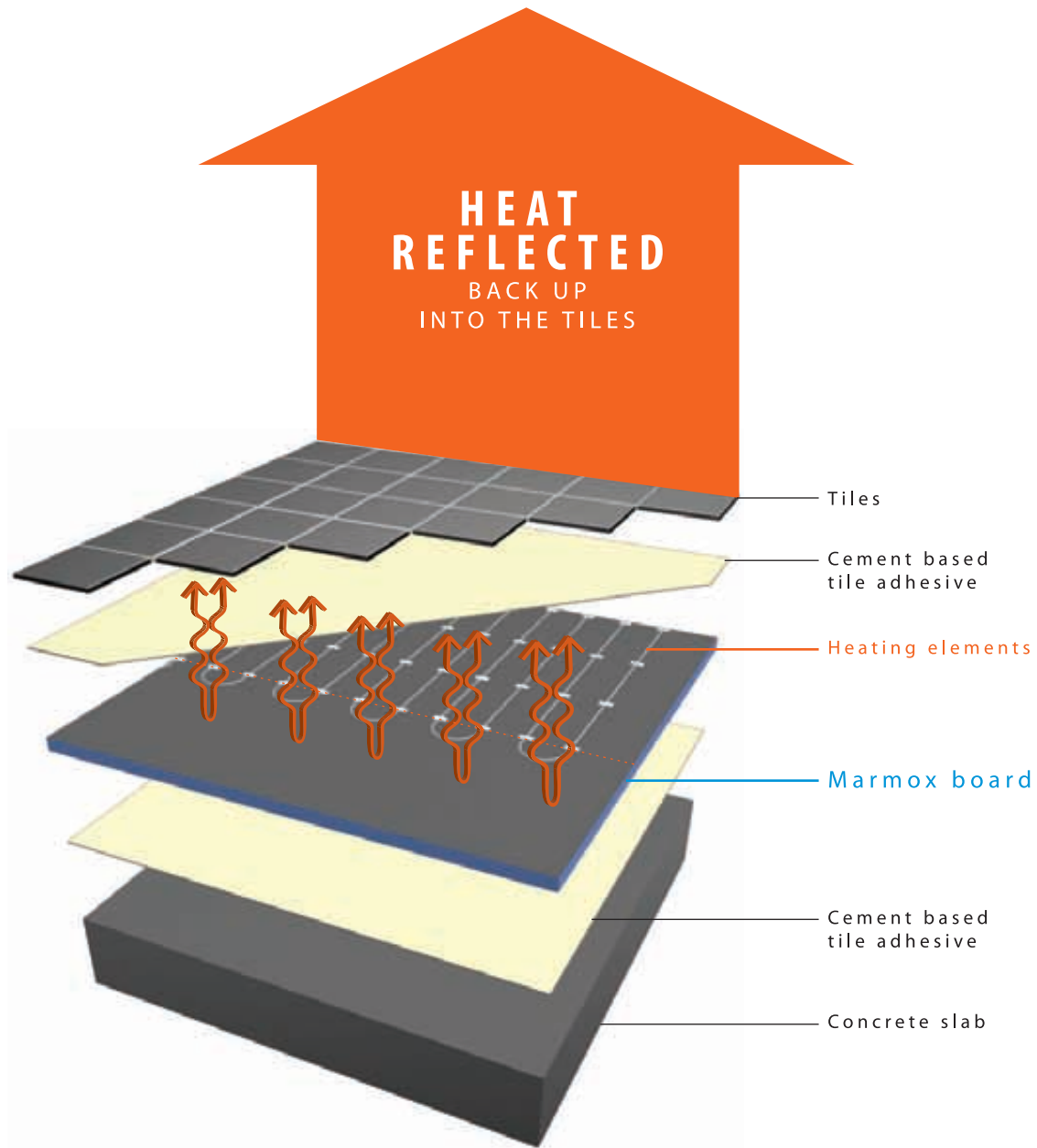
ACOUSTIC INSULATION

WATERPROOF BOARDS

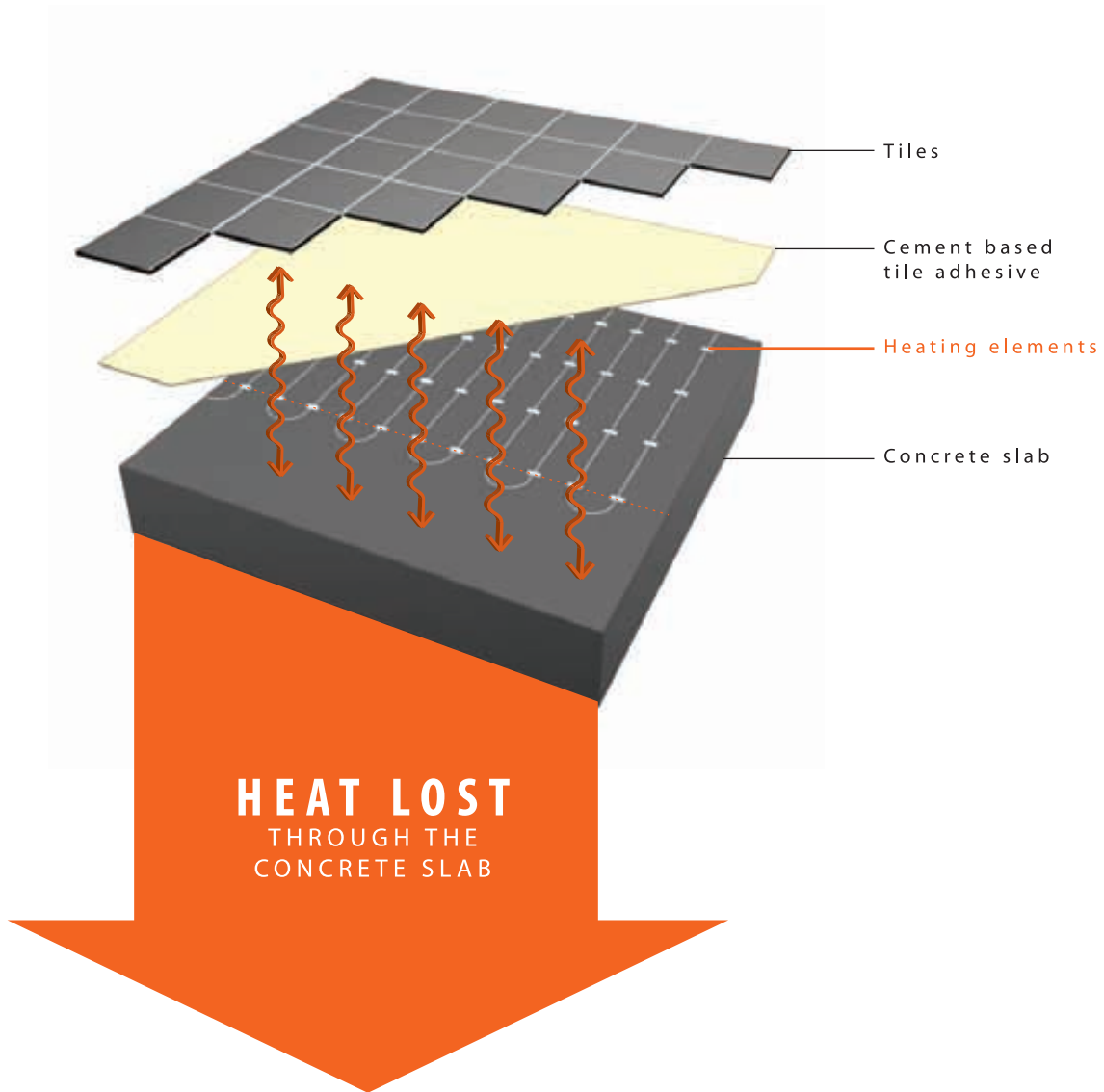
IT'S WHAT'S UNDERNEATH THAT COUNTS




UNDERFLOOR HEATING + MARMOX BOARDS



STANDARD UNDERFLOOR HEATING





FIXING TO CONCRETE FLOORS


The concrete surface must be clean before applying the board.

New concrete slab should be cured before fixing Marmox insulation boards.

Apply a bed of flexible adhesive to the concrete slab with a notched trowel, boards then to be thoroughly bedded in a staggered pattern, ensuring that no voids remain beneath them.

When the tile adhesive dry, tape all the joints with the fibreglass tape, then install the heating element, and tile with flexible tile adhesive.

Movement joints must not be bridged by the Marmox construction board.



FIXING TO TIMBER FLOORS

Timber floors must be rigid, checked for flatness.

The floor must be dry. Apply suitable tile adhesive layer with notched trowel. Boards then laid in a staggered pattern, fully bedded to ensure no voids remain under the boards.

When the adhesive dries apply fibreglass tape to the joints.

Secure the boards with screws and washers. Use 15 screws per board with min. 30 mm from the edge. Then install the heating element and tile using flexible tile adhesive.

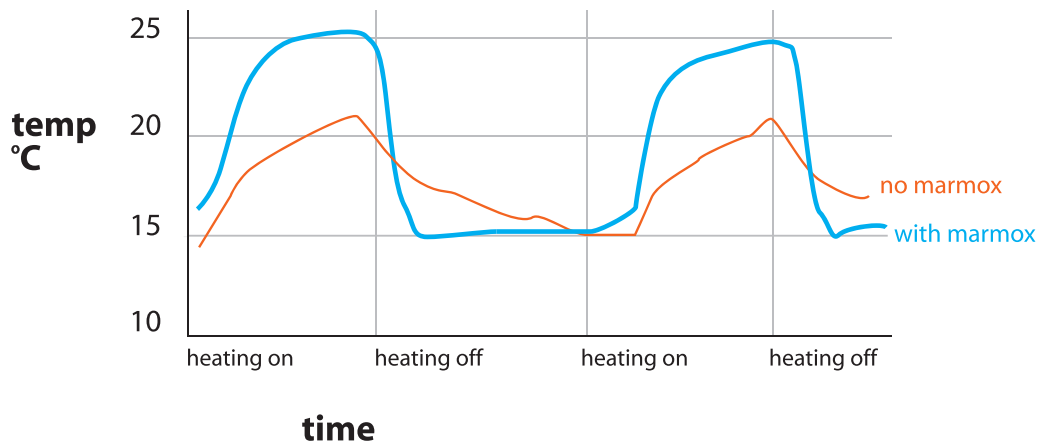
+ MORE

Marmox construction boards are waterproof, provide thermal insulation, and even have acoustic insulating properties. These innovative construction boards are versatile enough to use in any wet area application. From constructing spa bath frames and vanities to shower underlay.

MARMOX LAB TEST

Recent lab test results indicate the advantages of using Marmox construction boards for underfloor heating insulation. Firstly there is a significant reduction in heat up time. Secondly a saving in heat loss through the cement slab means more warmth is reflected into the floor tiles.

This means less energy is required to heat the floor tiles leading to a reduction in operating costs.



IT'S WHAT'S UNDERNEATH THAT COUNTS

underfloor heating
insulation

marmox[®]

GUIDE **02**

www.marmox.com.au

1300 783 693 info@marmox.com.au